



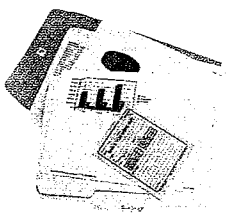




















# Thank You For Recycling!

We wish to thank you for doing your part to protect our environment. Your efforts truly do make a difference! Please follow these guidelines when gathering and preparing your materials for *curbside recycling*.

## ACCEPTABLE MATERIAL GUIDELINES PLEASE SAVE THESE GUIDELINES FOR FUTURE REFERENCE

 <p><b>Cardboard &amp; Paper Bags</b> Flatten cardboard &amp; cut into pieces No wax coated cardboard</p>	 <p><b>Paperboard</b> No wax coated paperboard</p>	 <p><b>Magazines &amp; Catalogs</b> Any size magazines</p>	 <p><b>Junk Mail</b> Envelopes, flyers, brochures, postcards etc.</p>	 <p><b>Office Paper</b> All types and sizes</p>
 <p><b>Phone Books</b> All types and sizes</p>	 <p><b>Newspaper</b> Remove bags, strings and rubber bands</p>	 <p><b>Pots &amp; Pans</b> Kitchen cookware</p>	 <p><b>*Steel &amp; Tin Cans</b> Empty cans only</p>	 <p><b>*Clear Glass</b> Empty, clear glass only</p>
 <p><b>*Aluminum Cans</b> Empty cans only</p>	 <p><b>*Plastic Jugs/Bottles (#1 &amp; #2)</b></p>	 <p><b>*Household Plastic (#3 - #7)</b> Empty containers only</p>	 <p><b>*Plastic Bags</b> Most retail and grocery bags</p>	<p><b>RECYCLING BIN FULL?</b></p> <p>Clear plastic bags can be used for additional items if your bin is full.</p> 

### PLASTIC REFERENCE GUIDE

 <p>Plastic soft drink &amp; water bottles, catsup, mouthwash and salad dressing bottles. Peanut butter, mayo, pickle, jelly and jam jars.</p>	 <p>Catsup bottles, yogurt containers, margarine tubs, medicine and vitamin bottles, etc.</p>
 <p>Milk, water, juice, shampoo, dish and laundry detergent bottles; yogurt containers, cereal liners, grocery, trash and retail bags.</p>	 <p>Compact disc jackets, food service applications, grocery store, egg containers, aspirin bottles, cups and plates.</p>
 <p>Clear food and non-food packaging, medical tubing, electrical cable insulation, plastic pipes, fittings and carpet backing.</p>	 <p>Three and five gallon reusable water bottles, some citrus juice and catsup bottles.</p>
 <p>Dry cleaning, bread and frozen food bags, squeezable bottles e.g. honey, mustard, BBQ sauce, etc.</p>	<p>* See bottom of container for plastic type </p>

### UNACCEPTABLE ITEMS

- Paper Milk or Juice Cartons
- Styrofoam Containers/Packing
- Garbage
- Propane Tanks
- Paint Cans
- Colored Glass
- Medical Waste
- Flammable Liquids
- Household Cleaners
- Chemicals (Dry or Liquid)
- Wood Items

Please visit [www.followtherecycling.com](http://www.followtherecycling.com) for more information about recycling and how you can help.

\* Please rinse/clean containers before putting into recycling bin.

Printed on recycled paper